

CD44 & CD66 PORTABLE STUD WELDERS

6.5kg



**SMALLEST,
LIGHTEST PORTABLE
CAPACITOR
DISCHARGE
WELDING MACHINE
IN ITS CLASS**



K.C.D. STUDWELDING

CD44 & CD66 PORTABLE STUD WELDERS

SMALLEST & LIGHTEST IN ITS CLASS

- ✓ Lightweight (less than 7kg)
- ✓ Easy operating – 3 pushbuttons only
- ✓ Compact housing in stainless steel
- ✓ Sunlight usable graphic display
- ✓ High welding-cycle rate
- ✓ Contact and gap modes
- ✓ Automatic line voltage selection
- ✓ Microcontroller
- ✓ High-speed charging unit
- ✓ Integrated self-test function
- ✓ Auto safety shutdown function

The CD44 and CD66 Portable Studwelding Machines are the smallest and most lightweight models in their class.

All important settings and status information is shown on a simple digital display. Only three pushbuttons are necessary to operate the machine under control of soft-key menus.

The state-of-the-art microcontroller combined with pioneer circuit technology (patents pending) results in accurate charging voltages and precise welding control. A supervisor function and the integrated self-test software completes the system. This all leads to excellent and stable welding results.

The weld-energy source has a capacity of 44,000uF in the CD44 model and 66,000uF in the CD66 model. Welding voltages can be set from 50 Volts to 200 Volts and is shown on the digital display. All units can operate in contact or gap mode depending on the type of gun used.

The high-speed charging unit allows for welding rates of up to 45 studs per minute (at 90V welding voltage). For M8 studs on the CD66 model, 20 studs per minute can be achieved.

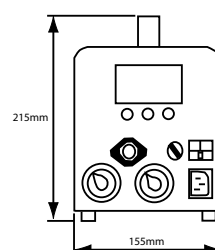
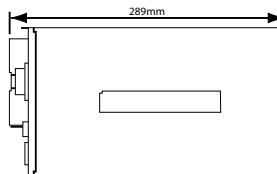
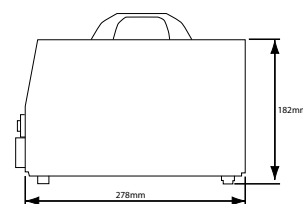
Automatic power supply detection allows the unit to instantly detect the incoming voltage and operate from 95 to 120 volts or 190 to 240 volts with frequencies between 50 and 60 Hz.

Integrated lock-up tables simplify parameter settings for standard materials and processable stud diameters. In addition, five user settings can be programmed in a fixed memory.

A number of counters for welds and power on time are implemented. The integrated self-test function gives information about the security circuit and the weld capacitors.



DRAWINGS



WELDING CURRENT SOURCE

Aluminum-Electrolytic-Capacitors

CAPACITY

CD44	44,000 μ Farad
CD66	66,000 μ Farad

WELDING VOLTAGE

50 – 200	Volts adjustable in 1V steps, accuracy +/-1 Volt
----------	--

MAX. CHARGE ENERGY

CD44	880 Watts at 200V
CD66	1320 Watts at 200V

CHARGING TIME

\varnothing 3 – \varnothing 4	0.8 Seconds
\varnothing 4 – \varnothing 5	1.8 Seconds
\varnothing 6	2.0 Seconds
\varnothing 8	3.5 Seconds

CHARGING CIRCUIT

Electronic SMPS Primary switched, short-circuit proof, temperature monitoring

GENERAL CONTROL

Microcontroller 16 Bit, 20 MHz, Flash

DISPLAY

LCD DSTN, 128x64 Pixel, sunlight-usable

WELDING MODE

Contact and Gap

WELDING MATERIAL

Mild steel (blank and plated), stainless steel, aluminium, brass

APPLICABLE STUD/PIN DIAMETERS

CD44	M3 to M5 (.105" for Pins)
CD66	M3 to M8

WELDING CABLE CONNECTOR

Insert sleeve 35/50mm² Fast-locking system

POWER LINE CONNECTOR

IEC connector "cold condition"

POWER LINE VOLTAGE

Automatic detection in the ranges
90 – 120 Volts 50 – 60 Hz
190 – 240 Volts 50 – 60Hz

POWER CONSUMPTION

500 Watts max.
< 5 Watts standby

HOUSING

Stainless Steel

ENVIRONMENT

Temperature In use: -10 to 45°C
Storage: -10 to 70°C
Humidity 80% RF, non condens.

WEIGHT

CD44	6.2kg
CD66	6.5kg

DIMENSIONS – W x H x L

155 x 182 x 289 mm without handle
155 x 215 x 289 mm overall



96a Herald Street, Cheltenham Victoria Australia 3192

Telephone: 03 9584 1588 Facsimile: 03 9584 1688

Email: info@kcdstudwelding.com.au Web: www.kcdstudwelding.com.au